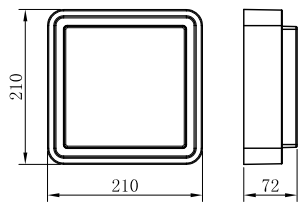


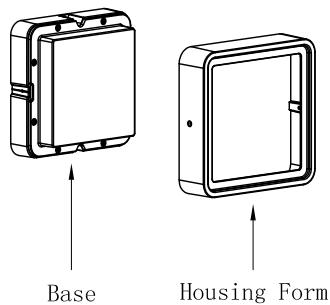
Mounting Instruction

Product Parameters

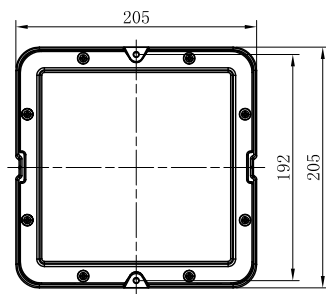


1. Model: 023081
2. Rated Voltage: AC 100-240V
3. Rated Power: LED 12W
4. IP Grade: IP65
5. Insulation protection level: Class I
6. Operating Temperature: $-30\sim+45^{\circ}\text{C}$

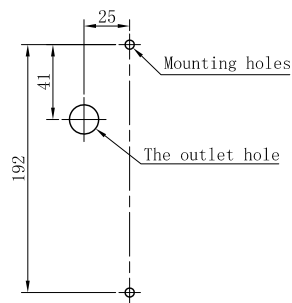
Components and Tools



Base



Mounting holes



Installation Steps

<p>A</p> <p>OFF</p> <p>▲ Wiring must be operated in accordance with construction specifications.</p>	<p>B</p> <p>▲ Please be sure to fasten tightly of the base.</p>	<p>C</p> <p>▲ Make sure the screws be fixed tightly.</p>	<p>D</p> <p>ON</p> <p>▲ Connect the power supply, and light up the lamp.</p>
<p>E</p>	<p>F</p>	<p>G</p>	<p>H</p>

Notes:

1. Read this manual of instructions carefully before installation and keep it for future reference;
2. The lamps should be installed or repaired by professional electricians;
3. The light source of this lamp should be replaced by the manufacturer or its service agent or a similarly qualified person;
4. If the external flexible cord of this lamp is damaged, for the sake of avoiding hazard the cord should be replaced by the manufacturer or its service agent or a similarly qualified person;
5. Check the power switch has been turned off before install or repair the lamp.