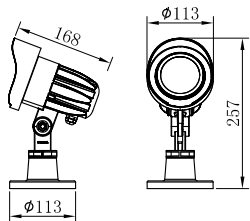


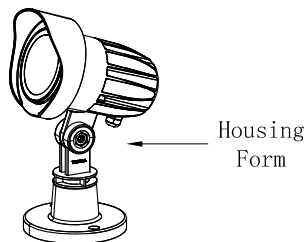
Mounting Instruction

Product Parameters

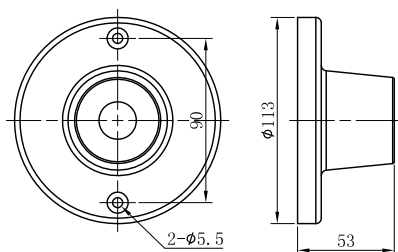


1. Model: 3729
2. Rated Voltage: AC 100-240V
3. Rated Power: LED 12W
4. IP Grade: IP65
5. Insulation protection level: Class I
6. Operating Temperature: -30~+45°C

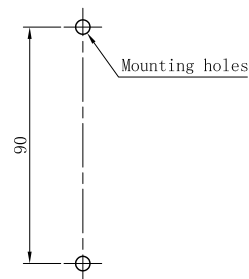
Components and Tools



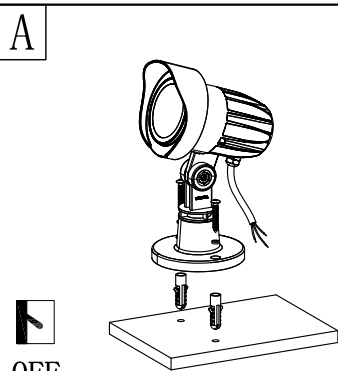
Base



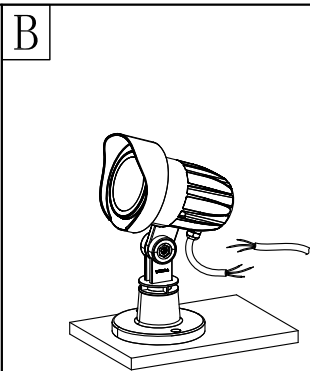
Mounting holes



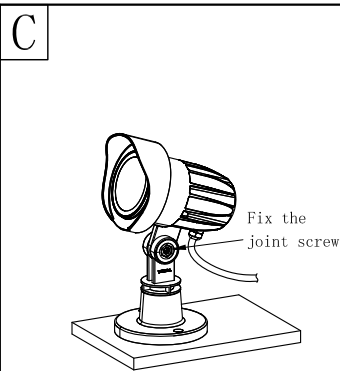
Installation Steps



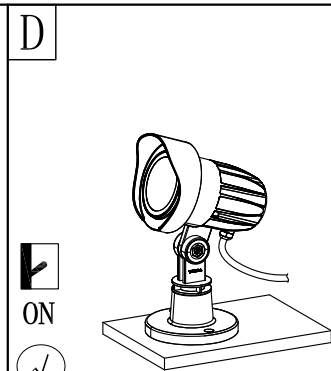
▲ Please be sure to fasten tightly of the base.






▲ Wiring must be operated in accordance with construction specifications.



▲ Adjust the angle of lamp.



▲ Connect the power supply, and light up the lamp.



Attention

1. Lamp should be installed by professional electrician;
2. The light source contained in this luminaire shall only be replaced by the manufacturer or his service agent or a similar qualified person;
3. Check the power switch has been turned off;
4. Please read this user guide carefully before installation and keep for future reference;
5. If the external flexible cable or cord of this luminaire is damaged, it shall be exclusively replaced by the manufacturer or his service agent or a similar qualified person in order to avoid a hazard.